

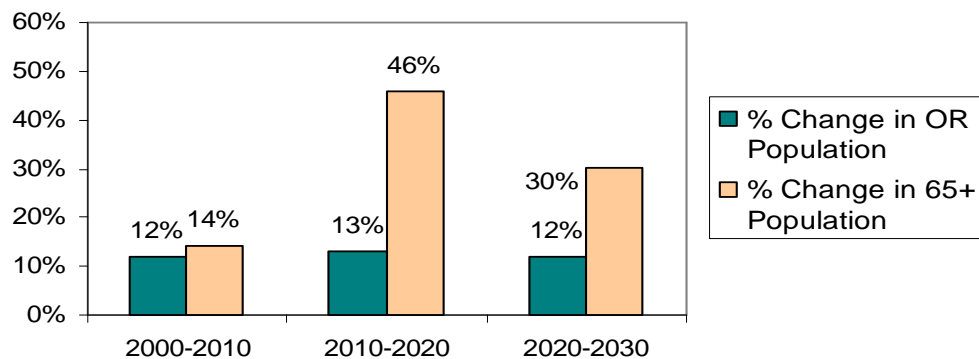
Your Community in Focus

JACKSON COUNTY

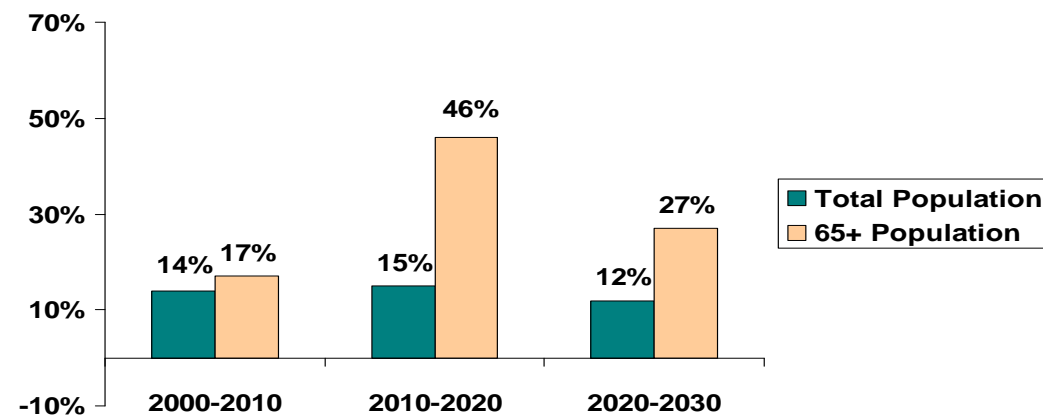


2000 Census Figures	Oregon	Jackson County	Ashland	Central Point	Eagle Point	Medford	Phoenix	Talent	White City
Population in 2000:	3,421,399	181,269	19,511	12,438	4,665	63,436	4,139	5,486	5,153
% Population 65+ :	13%	16%	15%	14%	10%	17%	23%	17%	10%
Mid-Range Income:	\$40,916	\$36,461	\$32,670	\$40,622	\$37,557	\$36,481	\$31,701	\$29,063	\$29,342
Homeownership Rate:	64%	67%	52%	71%	71%	57%	67%	58%	83%
% Housing Cost Burden:	56%	58%	69%	62%	53%	61%	56%	59%	59%
% Severe Housing Cost Burden:	29%	31%	41%	31%	26%	33%	25%	30%	33%
Poverty Rate:	12%	13%	20%	7%	13%	14%	12%	15%	21%
Elderly Poverty Rate:	8%	7%	9%	3%	15%	7%	4%	8%	13%
2010 Est. Pop. (PSU)	3,844,195	207,745	21,460	17,205	8,855	77,485	4,910	6,670	NA

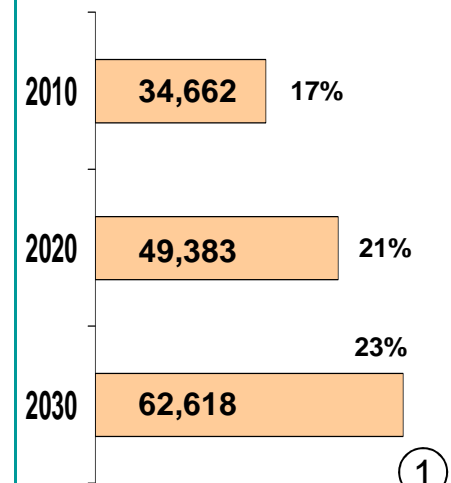
Growth Rate of Oregon's Aging Population



Growth Rate Of Jackson County's Aging Population



Jackson County Projected 65+ Population and % of general population



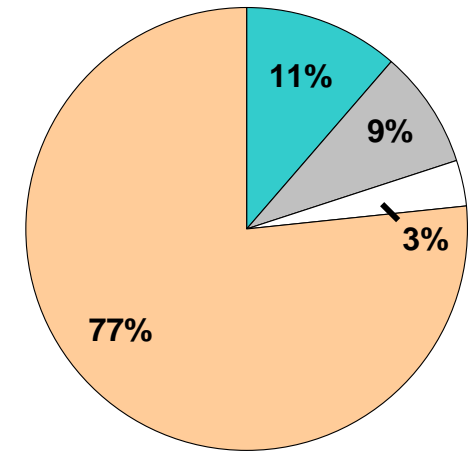
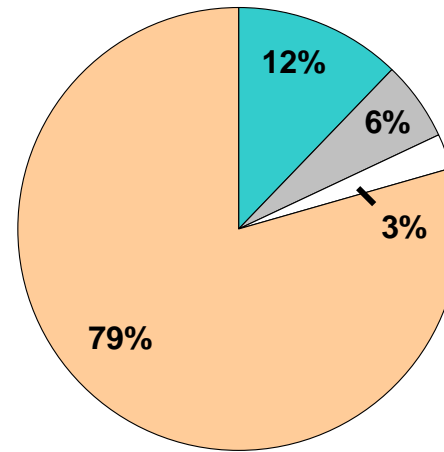
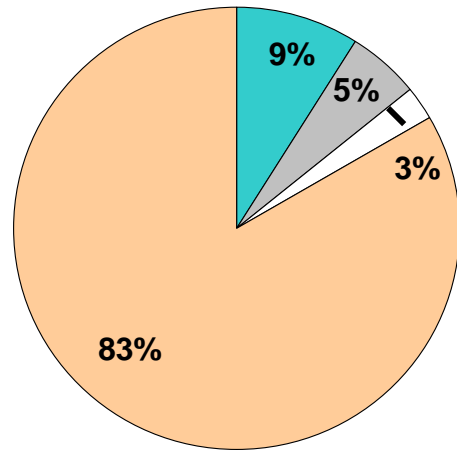
Our population is aging in Jackson County

2010 Population

2020 Population

2030 Population


- Under 65
- 65 - 74
- 75 - 84
- 85 +



Age Group	2010	2020	2030
Under 65	173,083	189,482	205,767
65-74	18,212	29,343	30,462
75-84	10,963	13,928	23,574
85 +	5,487	6,112	8,581

Will our facilities meet the needs of Jackson County seniors?

Facility Type	Count	Available	Occupied
Physicians per 1000	2.66	--	--
Hospitals	3	--	--
Community Facilities (2005 data)	145	1552	1446
Nursing Homes (2005 data)	5	596	361

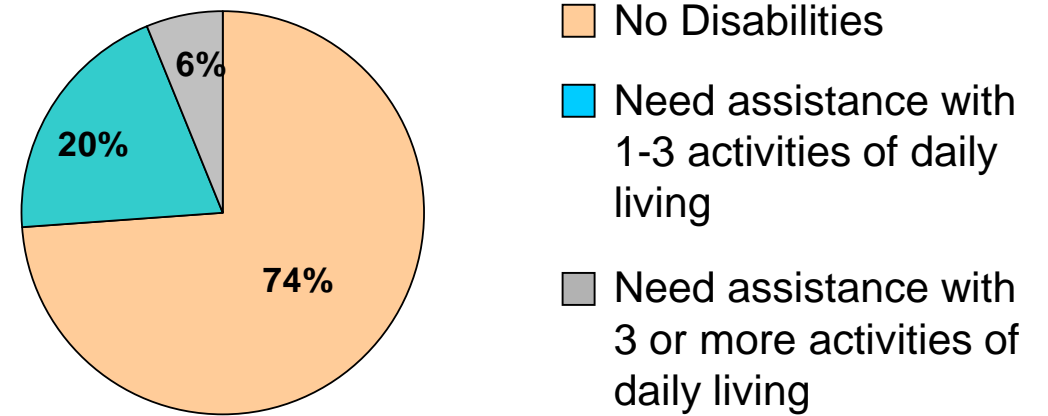


Today: Employee of the Year

Tomorrow: Will he be able to find the help he needs in 2030?

Jackson County Projected Medicaid Needs	2010	2020	2030
Seniors receiving Medicaid-funded long-term care and other Medicaid assistance:	2724	3882	4922

National % of Seniors Needing Assistance Due to Disability



Source: Joshua M. Weiner, 2002 National Health and Retirement Study

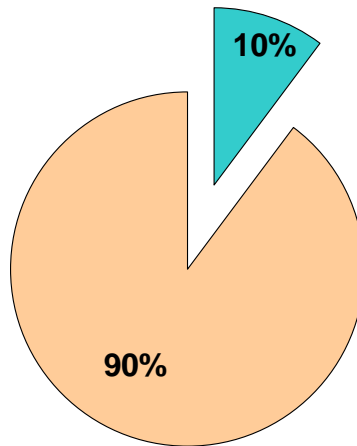
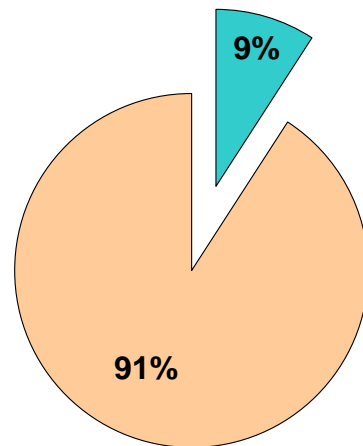
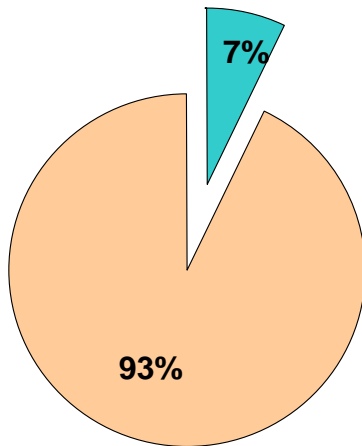
Our Need for Long Term Care is Growing

Jackson County

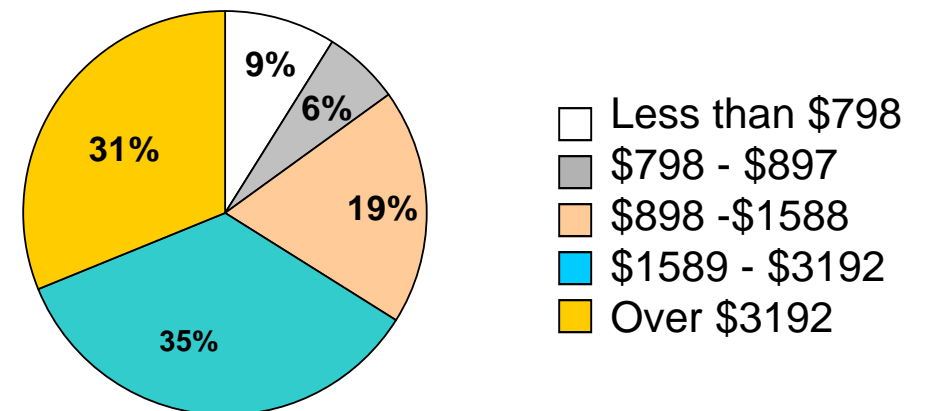
2010

2020

2030



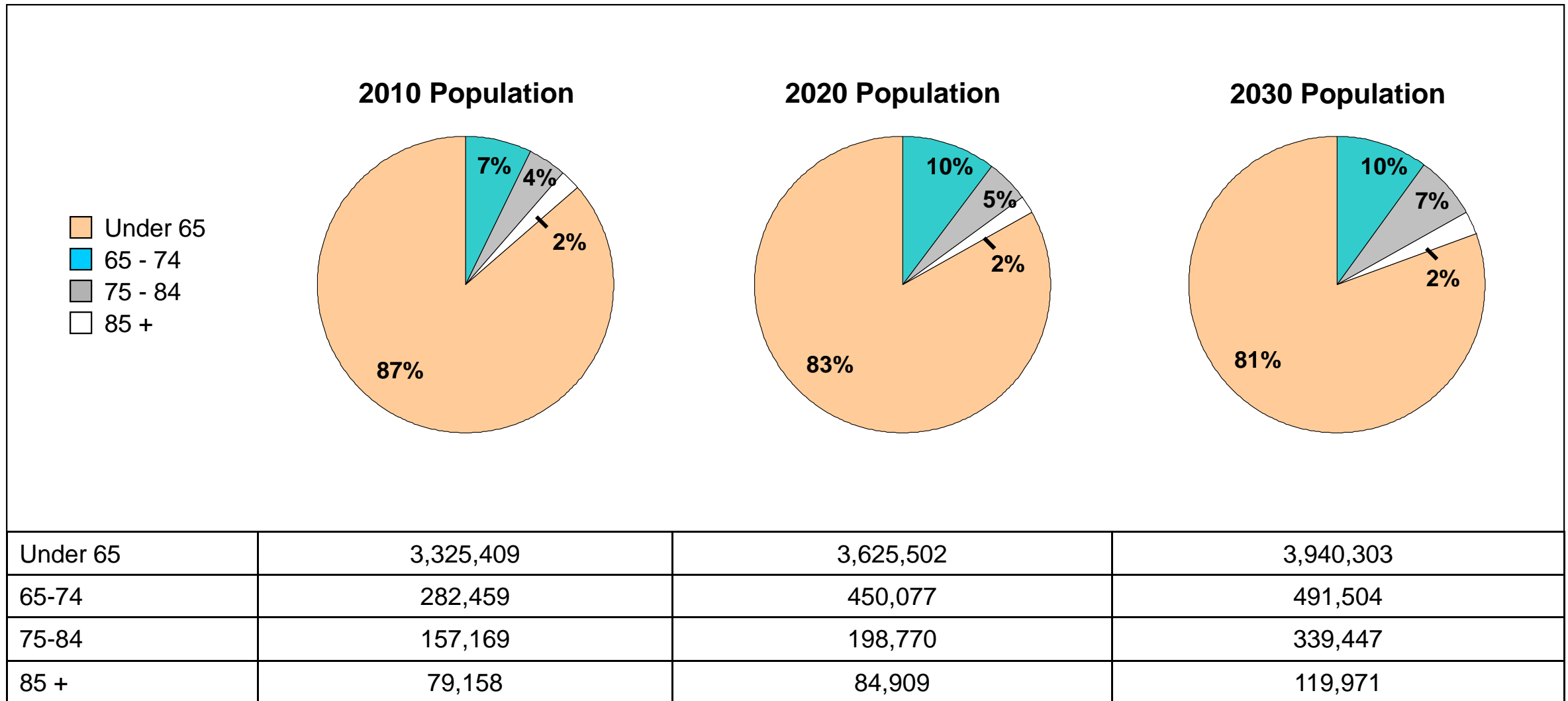
National % of Seniors and Federal Poverty Level (Monthly Income)




Source: Joshua M. Weiner, 2002 National Health and Retirement Study

	2010	2020	2030
Need Long Term Care	15,200	21,655	27,459
Do not need Long Term Care	192,545	217,210	240,926

Total Oregon Population Growth



Sources: Data Place of US Census Data (<http://www.dataplace.org>), 2010 Population Estimates from Population Research Center (<http://www.pdx.edu/prc/annual-oregon-population-report>), Population Projections from Office of Economic Analysis (http://www.oregon.gov/DAS/OEA/docs/demographic/pop_by_ageandsex.xls), DHS Seniors/Physical Disabilities Data (http://www.oregon.gov/DHS/spd/data/providers/capacity_0511.pdf), Joshua M. Weiner, 2002 National Health and Retirement Study, OHSU Office of Rural Health Physician Data for Oregon (OHSU, Emerson Ong, 503-494-4450)

 Prepared on 11/1/2011 by
Seniors and People with Disabilities